





**University of Alaska Fairbanks - Early Semester Report
Fall Admissions Summary (Unduplicated Headcount)**

! "#\$%&' () ! *#+, . - / 0 1 2 3 4 5 6 7 8 9 : ; < = > ? @ A B C D E F G H I J K L M N O P Q R S T U V W X Y Z [\] ^ _ ` { | } ~

University	Cohort	Applicants Fall 2023 To-Date	Applicants Fall 2024 To-Date	Difference	%-Change	Accepted Fall 2023 To-Date	Accepted Fall 2024 To-Date	Difference	%-Change	Enrolled Fall 2023 To-Date	Enrolled Fall 2024 To-Date	Difference	%-Change	Applicants Fall 2023 Open Freeze	Accepted Fall 2023 Open Freeze	Enrolled Fall 2023 Open Freeze	2024 Apps as % of 2023 Open Freeze	2024 Accepted as % of 2023 Open Freeze	2024 Enrolled as % of 2023 Open Freeze
UAF Overview	Total Degree Seeking	3,824	5,699	1,875	49.0%	2,590	3,596	1,006	38.8%	1,643	1,761	118	7.2%	3,859	2,594	1,566	147.7%	138.6%	112.5%
	All Undergraduates	3,122	4,945	1,823	58.4%	2,282	3,258	976	42.8%	1,394	1,488	94	6.7%	3,157	2,278	1,313	156.6%	143.0%	113.3%
	First-Time Freshmen	1,854	3,655	1,801	97.1%	1,321	2,315	994	75.2%	790	870	80	10.1%	1,868	1,308	741	195.7%	177.0%	117.4%
	Returning	381	325	-56	-14.7%	322	282	-40	-12.4%	232	206	-26	-11.2%	394	337	219	82.5%	83.7%	94.1%
	Transferring	853	929	76	8.9%	618	634	16	2.6%	354	386	32	9.0%	863	612	335	107.6%	103.6%	115.2%
	Exchange	30	34	4	13.3%	24	24	0	0.0%	23	23	0	0.0%	30	24	23	113.3%	100.0%	100.0%
	Post Degree (Bacc/Mstr)	16	10	-6	-37.5%	5	7	2	40.0%	1	5	4	400.0%	16	6	2	62.5%	116.7%	250.0%
	All UA Scholars	299	309	10	3.3%	210	203	-7	-3.3%	141	136	-5	-3.5%	282	196	137	109.6%	103.6%	99.3%
	UA Scholars 2024 Graduation Class	259	257	-2	-0.8%	177	164	-13	-7.3%	123	115	-8	-6.5%	259	176	119	99.2%	93.2%	96.6%
	Graduates	712	768	56	7.9%	311	340	29	9.3%	252	275	23	9.1%	713	319	256	107.7%	106.6%	107.4%
	Total Non-Degree Seeking	1,302	1,218	-84	-6.5%	1,228	1,168	-60	-4.9%	665	643	-22	-3.3%	1,356	1,278	634	89.8%	91.4%	101.4%
	Non-Degree Seeking (Secondary)	730	617	-113	-15.5%	697	583	-114	-16.4%	435	372	-63	-14.5%	747	713	418	82.6%	81.8%	89.0%
	Non-Degree Seeking (Other)	572	611	39	6.8%	531	587	56	10.5%	230	272	42	18.3%	609	565	216	100.3%	103.9%	125.9%
Troth Yeddha' Campus	Total Degree Seeking	2,836	4,506	1,670	58.9%	1,762	2,667	905	51.4%	1,188	1,295	107	9.0%	2,840	1,751	1,136	158.7%	152.3%	114.0%
	All Undergraduates	2,172	3,799	1,627	74.9%	1,476	2,354	878	59.5%	960	1,044	84	8.8%	2,175	1,456	902	174.7%	161.7%	115.7%
	First-Time Freshmen	1,347	2,927	1,580	117.3%	902	1,776	874	96.9%	563	640	77	13.7%	1,349	887	529	217.0%	200.2%	121.0%
	Returning	187	161	-26	-13.9%	156	131	-25	-16.0%	125	101	-24	-19.2%	188	156	114	85.6%	84.0%	88.6%
	Transferring	595	671	76	12.8%	390	417	27	6.9%	249	275	26	10.4%	595	384	235	112.8%	108.6%	117.0%
	Exchange	30	34	4	13.3%	24	24	0	0.0%	23	23	0	0.0%	30	24	23	113.3%	100.0%	100.0%
	Post Degree (Bacc/Mstr)	16	9	-7	-43.8%	5	6	1	20.0%	1	5	4	400.0%	16	6	2	56.3%	100.0%	250.0%
	All UA Scholars	253	263	10	4.0%	177	170	-7	-4.0%	122	114	-8	-6.6%	239	166	120	110.0%	102.4%	95.0%
	UA Scholars 2024 Graduation Class	217	222	5	2.3%	148	142	-6	-4.1%	106	99	-7	-6.6%	218	148	104	101.8%	95.9%	95.2%
	Graduates	671	717	46	6.9%	288	314	26	9.0%	230	252	22	9.6%	672	297	236	106.7%	105.7%	106.8%
	Total Non-Degree Seeking	868	834	-34	-3.9%	816	791	-25	-3.1%	487	467	-20	-4.1%	907	852	464	92.0%	92.8%	100.6%
	Non-Degree Seeking (Secondary)	515	426	-89	-17.3%	486	394	-92	-18.9%	327	260	-67	-20.5%	529	497	313	80.5%	79.3%	83.1%
	Non-Degree Seeking (Other)	353	411	58	16.4%	330	397	67	20.3%	160	207	47	29.4%	378	355	151	108.7%	111.8%	137.1%

! "#\$%&' () ! *#+, . - / 0 1 2 3 4 5 6 7 8 9 : ; < = > ? @ A B C D E F G H I J K L M N O P Q R S T U V W X Y Z [\] ^ _ ` { | } ~



**University of Alaska Fairbanks - Early Semester Report
Fall Admissions Summary (Unduplicated Headcount)**

! "#\$%&' () ! *#+,%. - / 0 10 2030%\$. - 20 10 -

App\$	CIS Overview	Cohort	Applicants	Applicants	Difference	%Change	Accepted	Accepted	Difference	%Change	Enrolled	Enrolled
			Fall 2023 To-Date	Fall 2024 To-Date			Fall 2023 To-Date	Fall 2024 To-Date			Fall 2023 To-Date	Fall 2024 To-Date