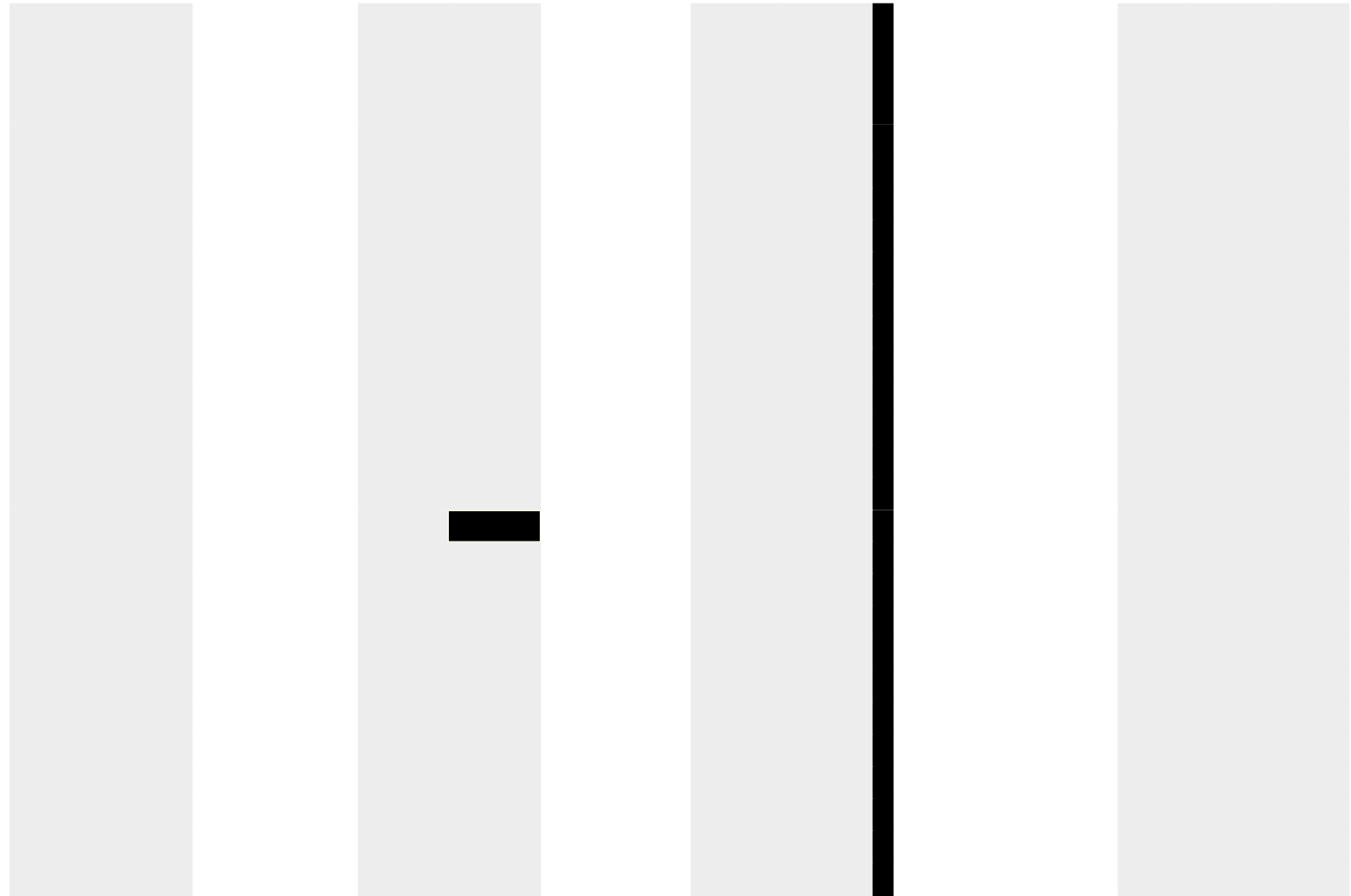


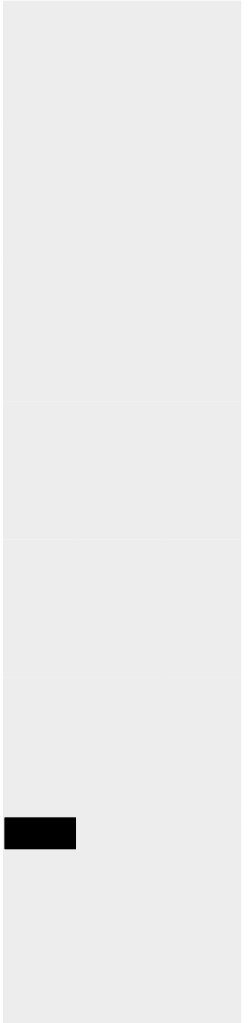

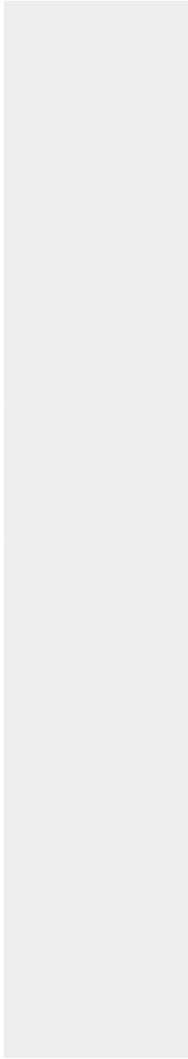
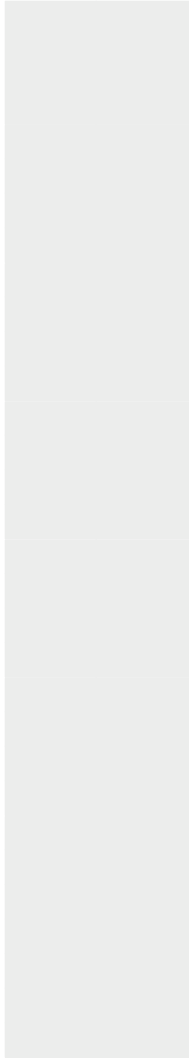

**University of Alaska Fairbanks - Early Semester Report
Fall Admissions Summary**

Dates Compared: 2021-05-31 vs 2022-05-30



**University of Alaska Fairbanks - Early Semester Report
Fall Admissions Summary**

Dates Compared: 2021-05-31 vs 2022-05-30



**University of Alaska Fairbanks - Early Semester Report
Fall Admissions Summary**

Dates Compared: 2021-05-31 vs 2022-05-30

Cohort	Apps		Difference	% -Change	Accepted		Difference	% -Change	Enrolled		Difference	% -Change	Apps Fall 2021 Open Freeze	Accepted Fall 2021 Open Freeze	Enrolled Fall 2021 Open Freeze	2022 Apps as % of 2021 Open Freeze	2022 Accepted as % of 2021 Open Freeze	2022 Enrolled as % of 2021 Open Freeze
	To-Date	To-Date			Fall 2021 To-Date	Fall 2022 To-Date			Fall 2021 To-Date	Fall 2022 To-Date								
Community and Technical College	217	204	-13	-6.0%	166	152	-14	-8.4%	51	52	1	2.0%	345	264	165	59.1%	57.6%	31.5%
First-Time Freshmen	217	204	-13	-6.0%	166	152	-14	-8.4%	51	52	1	2.0%	345	264	165	59.1%	57.6%	31.5%
Transferring	97	87	-10	-10.3%	79	78	-1	-1.3%	30	24	-6	-20.0%	225	199	120	38.7%		

**University of Alaska Fairbanks - Early Semester Report
Fall Admissions Summary**

Dates Compared: 2021-05-31 vs 2022-05-30

Cohort	Apps		Difference	% -Change	Accepted		Difference	% -Change	Enrolled		Difference	% -Change	Apps Fall 2021 Open Freeze	Accepted Fall 2021 Open Freeze	Enrolled Fall 2021 Open Freeze	2022 Apps as % of Open Freeze	2022 Accepted as % of Open Freeze	2022 Enrolled as % of Open Freeze	
	To-Date	To-Date			Fall 2021 To-Date	Fall 2022 To-Date			Fall 2021 To-Date	Fall 2022 To-Date									Fall 2021 To-Date
CRCD Overview																			
Non-Degree Seeking (Other)	2	4	2	100.0%	2	4	2	100.0%	0	2	2	.	0	0	0	.	.	.	
All Undergraduates	5	10	5	100.0%	3	6	3	100.0%	0	1	1	.	5	3	3	200.0%	200.0%	33.3%	

Note: Each applicant may submit multiple applications for any given semester.
 For this report, all applications are considered. Students who applied to multiple programs are counted multiple times.
 This report also provides the number of accepted applications, rather than the number of students who were admitted.
 Admitted students are considered enrolled if they enrolled for credit at any UAF campus.
 These data reflect enrollment status as of the dates specified and are not final.