

# Getting Started With EAB's Website

A partnership with EAB provides colleges and universities with research, insights, and actionable advice in

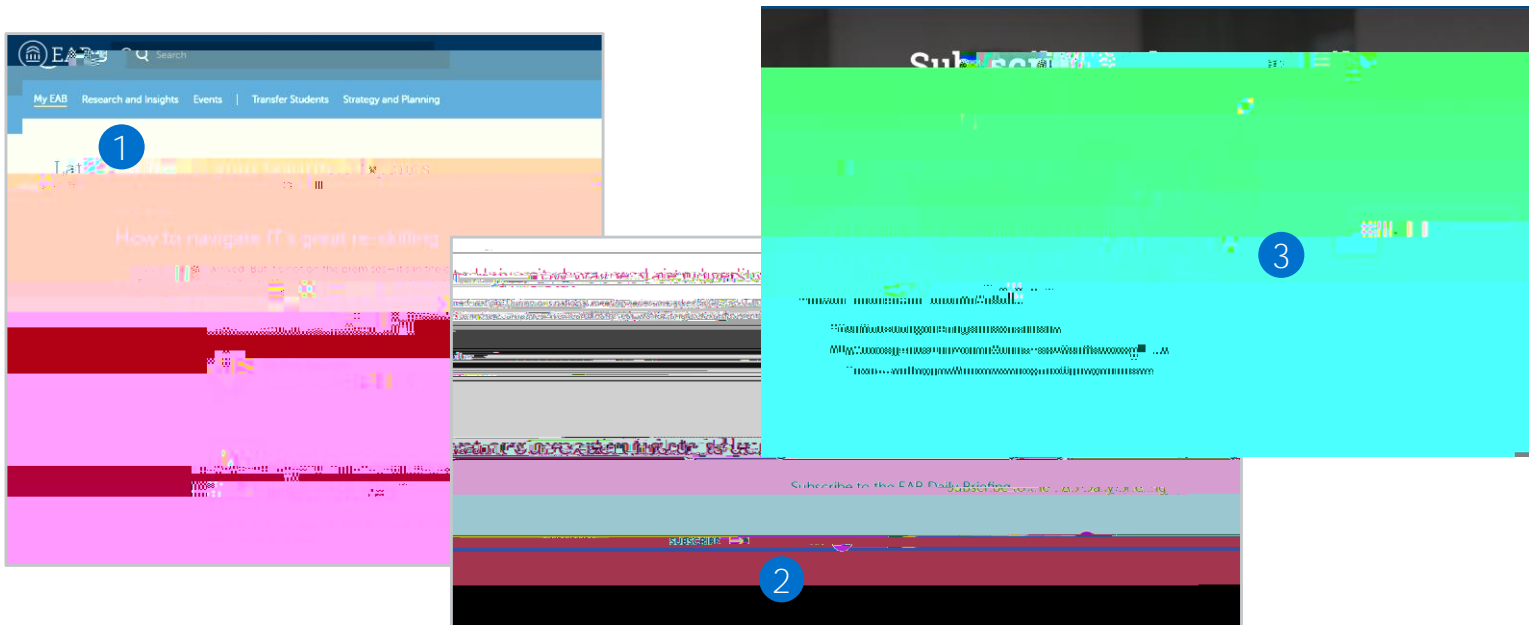
The site is protected for members-only access. Use these instructions to obtain your unique password.

1. ; c'hc'h\Y'956Eg'k YVg]hYž'cWWhYX'Uh' [www.eab.com](http://www.eab.com)
2. GY'YWh'h\Y'í Î''b\_]b'h\Y'i ddYf'f][ \h-hand corner above the search bar. Select "Í
3. Use the drop-down menus to select the \_\_\_\_\_ and \_\_\_\_\_ where your institution is located. This is typically where the institution is headquartered.
4. Choose your \_\_\_\_\_ from the drop-Xck b'ia Ybi "'GY'YWh'í "Í
5. Enter your \_\_\_\_\_ Select
6. You will receive an email to your institutional email address. Click the link to \_\_\_\_\_ and confirm your account.

# How to Customize Your Experience


Register for the EAB Daily Briefing and receive industry news and our latest research to your inbox:

1. Click on the "EAB Daily Briefing" link in the top navigation bar.
2. Click on the "Subscribe" button in the top right corner of the page.
3. Submit your email address.



Click on the "EAB Daily Briefing" link in the top navigation bar.

1. Click on the "EAB Daily Briefing" link in the top navigation bar.
2. Click on the "Subscribe" button in the top right corner of the page.
3. Submit your email address.



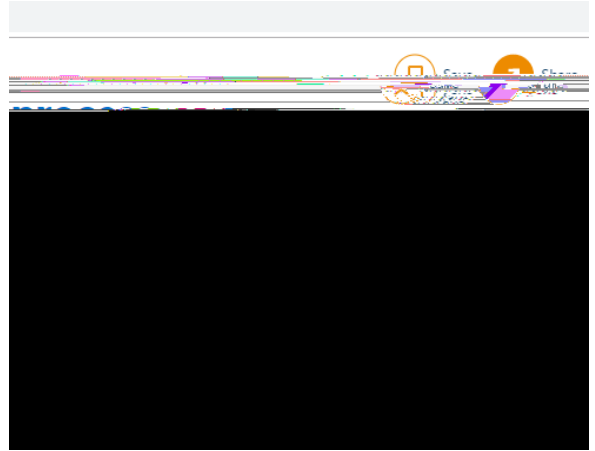
Click on the "EAB Daily Briefing" link in the top navigation bar, the research team, and other contacts at EAB.

# 3 Tips to Make the Most of EAB.com

---

1

1.



2

3