




Get inspired by the Earth to create your own artwork!

! "\$ % & ' () * \$ \$ + \$ +)

Access to outside, natural materials (sticks, rocks, grass, leaves, water, ice, spruce boughs, seed pods, sand, bark, etc.), a camera or phone






Instructions:

Step 1: Look at photos of Earth taken from orbit for inspiration. See the Observing Earth from Above sheet for examples. You can try to re-create one of the photos, make artwork inspired by the photos, or let your imagination go wild!

Step 2: Go outside and gather natural materials. (Don't touch anything that may be harmful!) Arrange the materials into different shapes and designs. Try making a miniature landscape, with mountains, rivers, lakes, forests, cities, roads, etc.

For younger children, you can also go on a scavenger hunt to find interesting shapes in nature. See if you can find natural materials in the shapes from the Earth photos.

Step 3: Take a photograph of your artwork from above. Do you see anything new? What colors, shapes, or designs do you notice? Does it remind you of anything? Pretend you are a satellite taking a picture!



, - & \$. š] • š •

h DE Dμ • μ u D]vμš

Observing Earth From Above

Æ %o o } Œ ^š Z%o Z } š } Œ š ZVÇ } μ • o t] ž š M } o } Œ } μ }
} • Œ À } Œ } μ • Á š Œ U Œ %o lo U š • UU } Œ } š Z Œ (š p

Denali National Park, Alaska

Malaspina Glacier, Alaska

earthobservatory.nasa.gov/images/5721/denali-national-park


Bombetoka Bay, Madagascar

earthobservatory.nasa.gov/images/86767/malaspina-glacier-alaska

/ o v [• > } v P • :

www.nasa.gov/imagefeature/an-other-worldly-looking-bombetoka-bay-madagascar

earthobservatory.nasa.gov/images/146657/iceland-sagstfjord



Human-Made Features on Earth

v Ç } μ] \$%o o p%o φÀv Z %o>}} (JDE Z μ u v r u CEZ } %o U • U
(] o~• } { } CE • < μ CE • • U qj]PoZ šv]FP•ZUš XOE
} • v Ç š ž] y|Pv μ • μ t ž Mš • μ CE %o CE] • • ÇZ μ %o Z y š } • M

Flooding Along the Nueces River, Texas